



8 E M E E R A S USER MANUAL

WELCOME TO THE 8E MEERAS LIFE-SAVING APP! THIS MANUAL WILL GUIDE YOU THROUGH THE PROCESS OF DOWNLOADING, SETTING UP, AND USING THE APP EFFECTIVELY TO CONNECT WITH THE NEAREST EMERGENCY RESPONDER IN JUST 60 SECONDS.

MIN. SYSTEM REQUIREMENTS:



IOS 13 & ANDROID 5.0
AND THEIR LATER VERSIONS

DOWNLOADING & INSTALLING

8 E M E E R A S

CALL-FOR-HELP APP & RESPONDER APP

FOR ANDROID OR IOS



01.

GO TO GOOGLE PLAY STORE (ANDROID) OR APP (IOS) STORE AND SEARCH FOR 8E EMERGENCY.

DOWNLOAD AND INSTALL THE TWO APPS.

02.

03.

SIGN UP FOR A CFH ACCOUNT AND GET YOUR CFH REGISTRATION CODE.

HOLD THE "REPORT EMERGENCY" BUTTON FOR 3 SECONDS TO REPORT AN EMERGENCY.

04.

05.

INDICATE YOUR EMERGENCY AND PRESS THE "REPORT" BUTTON.

WAIT FOR THE NEAREST RESPONDER TO ARRIVE AT YOUR LOCATION.

06.

CREATING YOUR ACCOUNT

O N T H E

CALL-FOR-HELP APP & RESPONDER APP

STEP 1

SIGN UP & REGISTER

PROVIDE YOUR INFORMATION AS PROMPTED ON THE SCREEN, SUCH AS YOUR NAME, CONTACT NUMBER, ADDRESS, AND EMAIL ADDRESS.

CODE VERIFICATION & CONFIRMATION

FILL OUT THE REQUIRED INFORMATION AND PROVIDE YOUR CFH OR RESPONDER REGISTRATION CODE. IF YOU DON'T KNOW YOUR CODE YET, MESSAGE US ON FACEBOOK TO CONFIRM YOUR REGISTRATION.

STEP 2

STEP 3

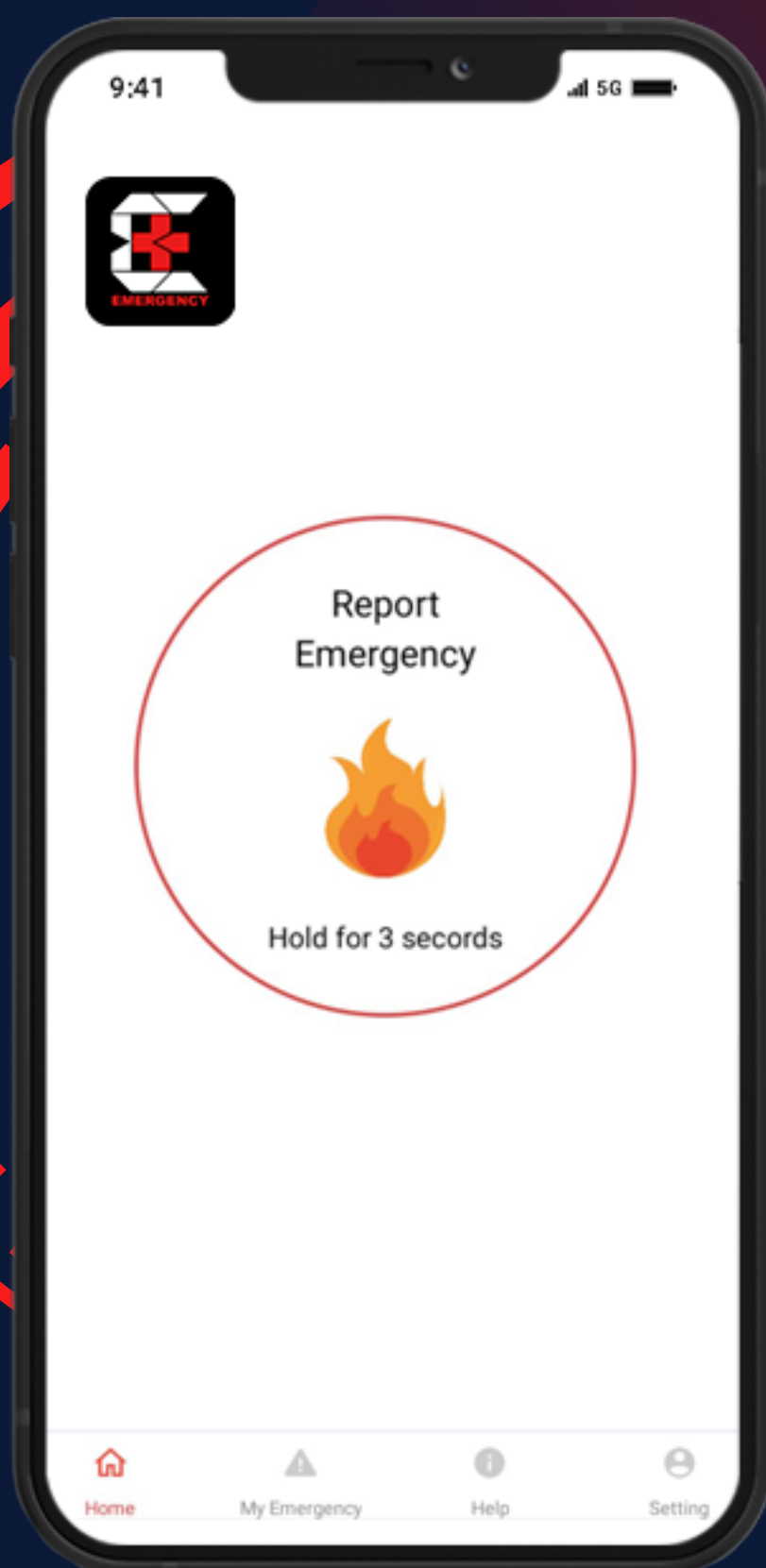
LOG IN & GO

PUT THE REQUIRED INFO (EMAIL & PASSWORD ON THE LOGIN PAGE. YOU CAN SECURELY LOG IN TO THE PLATFORM'S FEATURES AND FUNCTIONALITY USING YOUR REGISTERED CREDENTIALS IF YOU HAVE A VERIFIED ACCOUNT.

PERMISSIONS & ACCESSIBILITY

YOUR BASIC INFORMATION IS REQUIRED TO ENSURE EFFECTIVE AND EFFICIENT EMERGENCY RESPONSE. THE SYSTEM CAN SWIFTLY CONNECT USERS WITH THE APPROPRIATE EMERGENCY SERVICES AND RESPONDERS DURING AN EMERGENCY. YOUR DATA IS TREATED WITH THE UTMOST CONFIDENTIALITY AND IS USED SOLELY FOR EMERGENCY RESPONSE PURPOSES, PRIORITIZING USER SAFETY AND SECURITY.

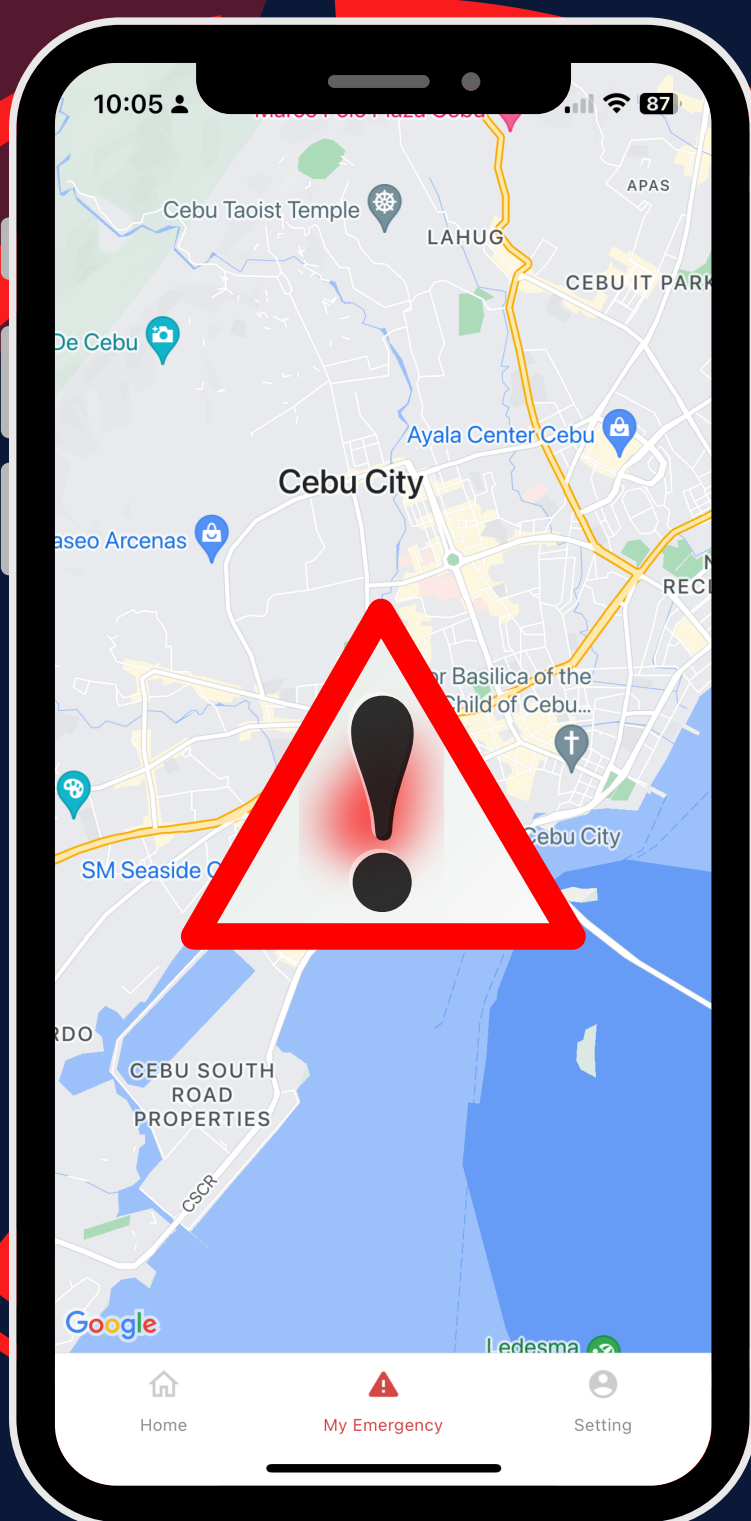
REPORTING EMERGENCY



ACTIVATING EMERGENCY BUTTON

FOR YOU TO REPORT AN EMERGENCY, HOLD THE "REPORT EMERGENCY" BUTTON FOR AT LEAST 3 SECONDS AND INDICATE THE TYPE OF EMERGENCY UPON RELEASE. THE 3-SECOND HOLD REQUIREMENT ACTS AS A SAFETY MEASURE, REDUCING THE LIKELIHOOD OF FALSE ALARMS AND THE SUBSEQUENT STRAIN ON EMERGENCY RESPONSE SERVICES.

RECEIVING PROMPT FOR EMERGENCY

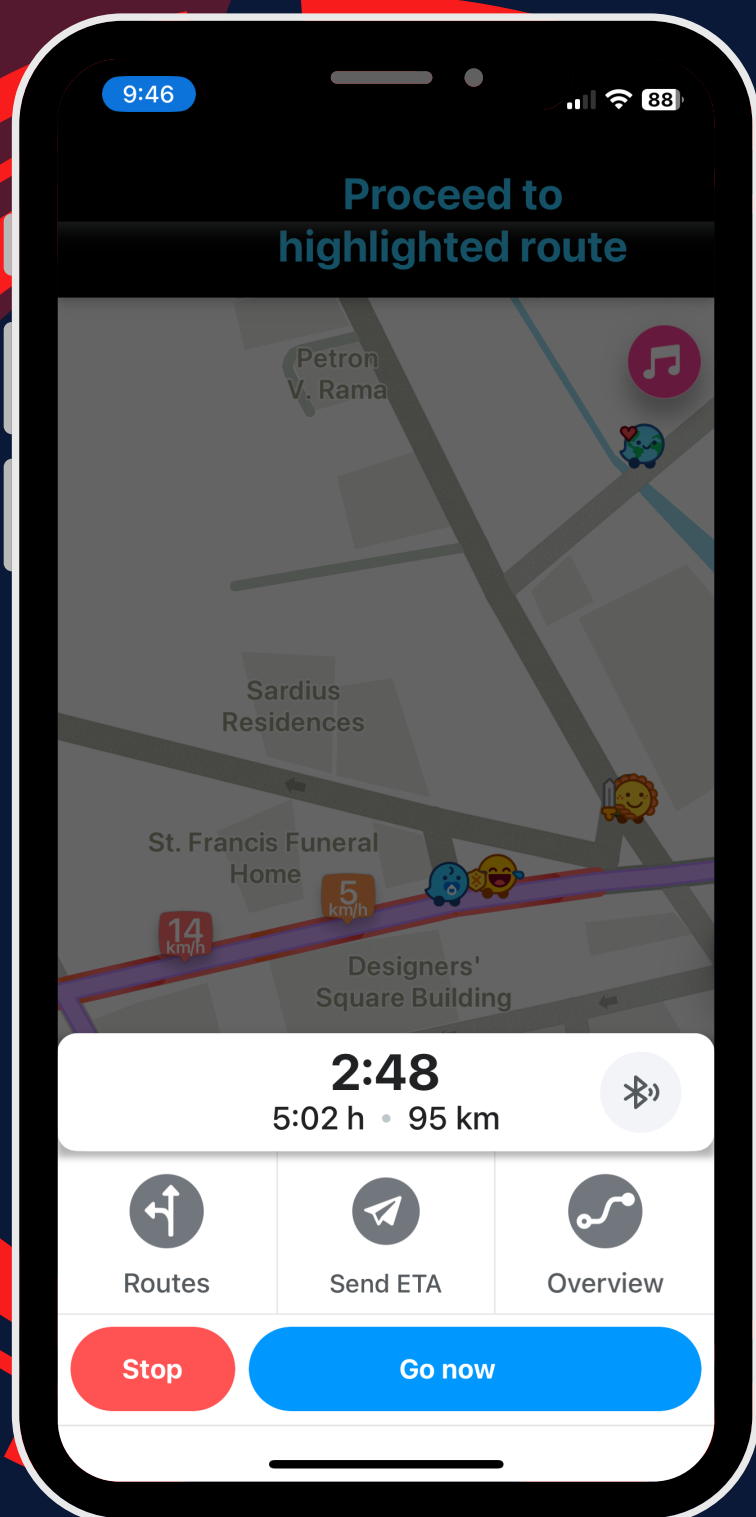


EMERGENCY ALERT CONFIRMATION

THE RESPONDER APP WILL TRIGGER AN ALARM WHENEVER A NEARBY CALL-FOR-HELP USER REPORTS AN EMERGENCY. YOU SHOULD CLICK THE "ACCEPT" BUTTON TO ACCEPT REPORTED EMERGENCY ASSISTANCE AS A RESPONDER.

ONCE YOU ACCEPT AN EMERGENCY, THE APP PROVIDES YOU WITH THE IDENTITY, CONTACT INFORMATION, AND LOCATION OF THE REPORTING CFH APP USER. CLICK "COMPLETE" WHEN THE EMERGENCY IS RESOLVED. REMEMBER THAT RESPONDERS HANDLE EMERGENCIES PROMPTLY, MAINTAIN OPEN COMMUNICATION WITH THE USER, AND OFFER NECESSARY ASSISTANCE ACCORDINGLY.

REAL-TIME LOCATION TRACKING



REAL-TIME TRACKING

THE REAL-TIME GPS TRACKING FEATURE USES YOUR DEVICE'S GPS RECEIVER TO DETERMINE YOUR LOCATION AND SEND IT TO EMERGENCY RESPONDERS. THIS ALLOWS THEM TO LOCATE YOU QUICKLY AND EFFICIENTLY, EVEN IF YOU ARE UNABLE TO SPEAK OR GIVE THEM YOUR LOCATION. THIS CRUCIAL FEATURE EXPEDITES RESPONSE TIMES, FACILITATING TIMELY ASSISTANCE DURING CRITICAL SITUATIONS, AND INCREASING THE CHANCES OF SAVING LIVES.

NEAREST RESPONDERS ARRIVE IN 60 SECONDS

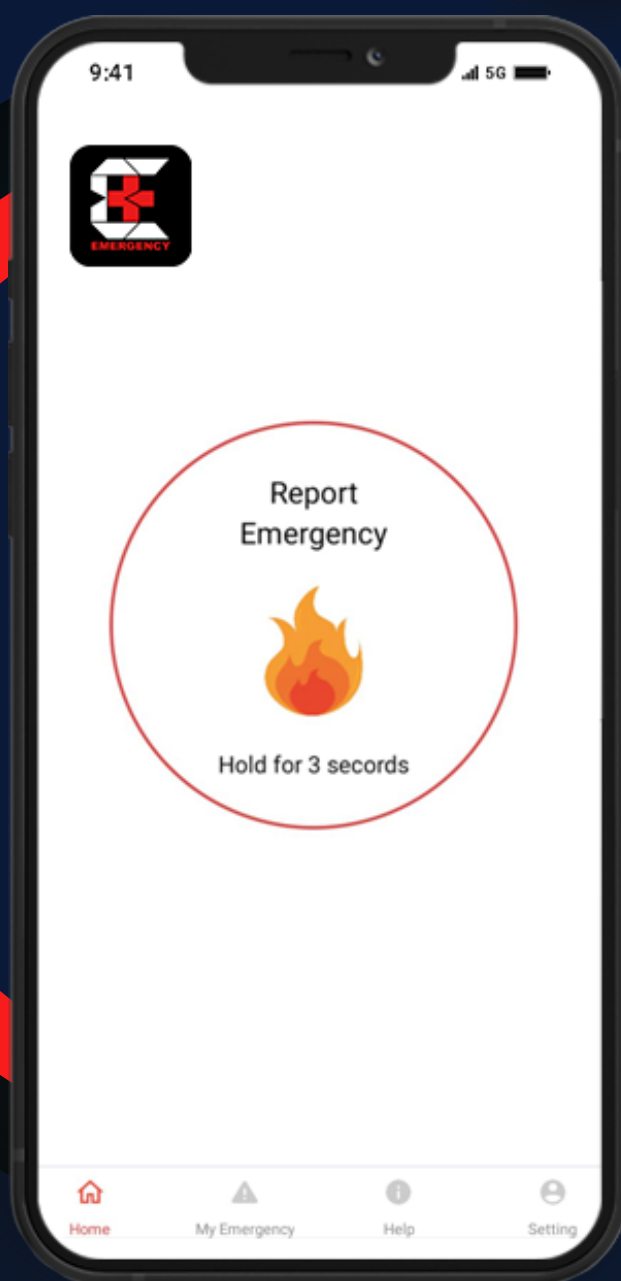
THE APP'S SMART-ASSIGNING SYSTEM ENSURES THAT THE NEAREST RESPONDERS WILL BE AT YOUR LOCATION WITHIN THE 60-SECOND TIMEFRAME.

GPS-BASED TRACKING SYSTEM

THE GEO-LOCATOR QUICKLY LOCATES INDIVIDUALS IN DISTRESS, SO EMERGENCY RESPONDERS DON'T HAVE TO WASTE TIME SEARCHING. THIS IS ESPECIALLY USEFUL WHEN INDIVIDUALS CAN'T PROVIDE THEIR LOCATION OR ARE IN UNFAMILIAR TERRITORY.

NO NEED TO CALL EMERGENCY HOTLINE NUMBERS

THE APP AUTOMATICALLY DETECTS EMERGENCIES AND ALERTS RESPONDERS, ELIMINATING THE NEED FOR MANUAL CALLS OR EXPLANATIONS, SAVING VALUABLE TIME FOR INDIVIDUALS IN DISTRESS.



AUTOMATED, USER-FRIENDLY & EASY TO OPERATE

THE APP IS EASY TO USE AND ALLOWS USERS TO QUICKLY REPORT EMERGENCIES WITHOUT FUMBLING WITH THEIR DEVICE OR NAVIGATING THE APP.

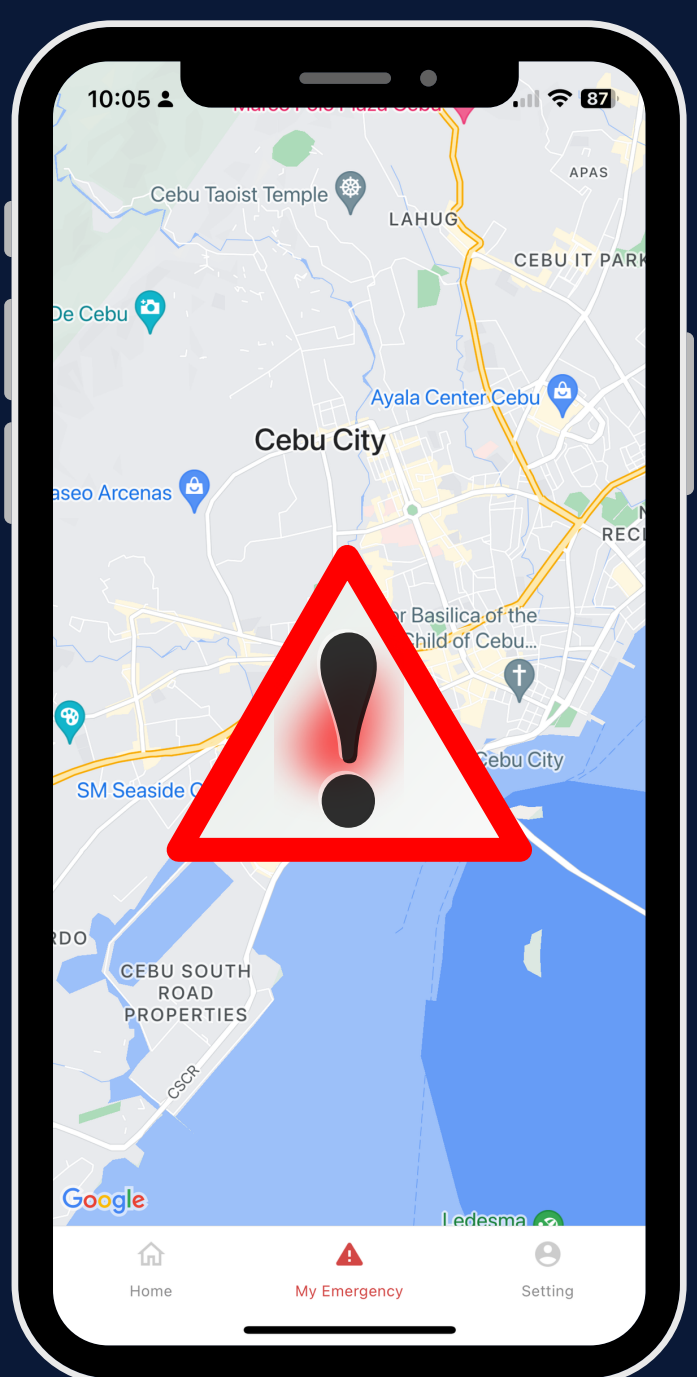
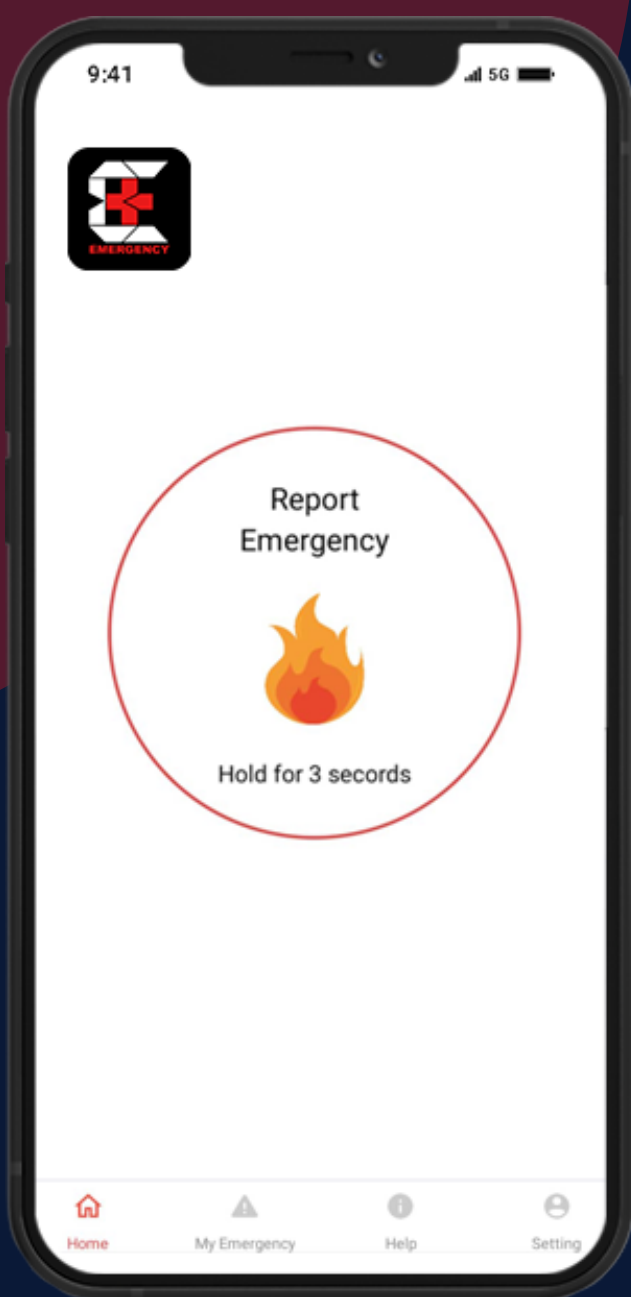
ELIMINATES PRANK CALLS

REQUIRING USER REGISTRATION WITH PERSONAL INFORMATION PREVENTS PRANK EMERGENCY ASSISTANCE, ENSURING EMERGENCY RESPONDERS PRIORITIZE REAL EMERGENCIES, NOT FALSE ALARMS.

CENTRALIZED DATA COLLECTION

THE APP COLLECTS REAL-TIME EMERGENCY DATA, ENABLING EFFECTIVE TREND ANALYSIS FOR EMERGENCY SERVICES TO IMPROVE FUTURE INCIDENT RESPONSES.

APP TESTING



TESTING THE APP

FAMILIARIZE THE APP'S FUNCTIONALITY BY TESTING IT IN A NON-EMERGENCY SITUATION. PERFORMING A TRIAL RUN EMPOWERS ALL USERS TO UNDERSTAND THE APP'S EFFECTIVE OPERATION, ENSURING THEY CAN CONFIDENTLY UTILIZE IT DURING EMERGENCIES.



TROUBLE-SHOOTING CFH APP



NO CONNECTION

CHECK INTERNET CONNECTION

ENSURE THAT YOUR DEVICE HAS A STABLE INTERNET CONNECTION, EITHER THROUGH MOBILE DATA OR WI-FI. IF THE INTERNET IS NOT AVAILABLE, THE APP MAY NOT FUNCTION CORRECTLY. SWITCH TO A RELIABLE NETWORK IF NEEDED.



LOCATION SERVICES NOT FOUND

VERIFY LOCATION SERVICES

CONFIRM THAT LOCATION SERVICES ARE ENABLED ON YOUR DEVICE. THE APP RELIES ON GPS TO PROVIDE ACCURATE LOCATION INFORMATION TO RESPONDERS. GO TO YOUR DEVICE SETTINGS AND ENABLE LOCATION SERVICES FOR THE APP IF IT IS TURNED OFF.



APP NOT FUNCTIONING PROPERLY

UPDATE THE APP

CHECK IF THE APP HAS ANY AVAILABLE UPDATES IN THE APP STORE. OUTDATED VERSIONS MAY HAVE BUGS OR COMPATIBILITY ISSUES THAT CAN AFFECT THE APP'S FUNCTIONALITY. INSTALL THE LATEST UPDATE TO RESOLVE ANY KNOWN ISSUES.



PERSISTENT ISSUES

CONTACT CUSTOMER SUPPORT

IF THE PROBLEM PERSISTS, REACH OUT TO THE APP'S CUSTOMER SUPPORT TEAM. THEY CAN PROVIDE SPECIFIC TROUBLESHOOTING STEPS BASED ON THE APP'S FEATURES AND YOUR DEVICE'S SPECIFICATIONS.



TROUBLE-SHOOTING RESPONDER APP



NO CONNECTION

CHECK INTERNET CONNECTION

ENSURE THAT YOUR DEVICE HAS A STABLE INTERNET CONNECTION, EITHER THROUGH MOBILE DATA OR WI-FI. A RELIABLE INTERNET CONNECTION IS CRUCIAL FOR RECEIVING AND RESPONDING TO EMERGENCY ALERTS PROMPTLY.



NOT GETTING EMERGENCY ALERTS

VERIFY APP NOTIFICATIONS & DO TESTING


ENSURE THAT THE APP'S NOTIFICATION SETTINGS ARE ENABLED ON YOUR DEVICE. GO TO YOUR DEVICE SETTINGS AND MAKE SURE THAT THE APP IS ALLOWED TO SEND NOTIFICATIONS. THIS WAY, YOU WON'T MISS ANY INCOMING EMERGENCY ALERTS. IN ADDITION, PERFORM A TEST RUN OF THE APP IN A NON-EMERGENCY SITUATION. FAMILIARIZE YOURSELF WITH THE STEPS INVOLVED IN RESPONDING TO AN EMERGENCY ALERT. THIS PRACTICE WILL HELP YOU TROUBLESHOOT ANY ISSUES AND UNDERSTAND THE APP'S OPERATION BETTER.



UNABLE TO ACCESS FEATURES

REVIEW APP PERMISSIONS

ENSURE THAT THE APP HAS THE NECESSARY PERMISSIONS TO ACCESS YOUR DEVICE'S FEATURES REQUIRED FOR RESPONDING TO EMERGENCY ALERTS. GRANT THE APP THE NECESSARY PERMISSIONS IF PROMPTED.



BUG OR COMPATIBILITY ISSUES

UPDATE THE APP

CHECK IF THE APP HAS ANY AVAILABLE UPDATES IN THE APP STORE. OUTDATED VERSIONS MAY HAVE BUGS OR COMPATIBILITY ISSUES THAT CAN AFFECT THE APP'S FUNCTIONALITY. INSTALL THE LATEST UPDATE TO RESOLVE ANY KNOWN ISSUES.

ADDITIONAL INFO

FEEDBACK & SUPPORT

WE HIGHLY VALUE USER FEEDBACK ON THE APP'S PERFORMANCE AND USABILITY. YOUR INPUT HELPS US CONTINUOUSLY IMPROVE AND STAY ONE STEP AHEAD IN THE EVER-EVOLVING EMERGENCY RESPONSE FIELD.



LEGAL DISCLAIMER

THE APP IS DESIGNED FOR EMERGENCY ASSISTANCE FACILITATION. IT DOES NOT GUARANTEE IMMEDIATE RESPONSE, AS USERS ARE SOLELY RESPONSIBLE FOR THEIR ACTIONS. THE APP'S DEVELOPERS ARE NOT LIABLE FOR ANY DAMAGES ARISING FROM ITS USE.

TERMS OF SERVICE AND PRIVACY POLICY

BY USING THE APP, YOU AGREE TO OUR TERMS AND PRIVACY POLICY. WE COLLECT YOUR PERSONAL INFORMATION FOR EMERGENCY RESPONSE AND WILL NOT SHARE IT WITHOUT YOUR CONSENT.



UPDATES & MAINTENANCE

PLEASE REVIEW AND AGREE TO OUR TERMS OF SERVICE AND PRIVACY POLICY BEFORE USING THE APP. WE MAY UPDATE THE APP AND ITS POLICIES AT ANY TIME, SO PLEASE CHECK BACK REGULARLY.

LEARN MORE

DISCOVER THE APP'S FEATURES AND UPDATES THROUGH OUR WEBSITE, AND FOLLOW US ON SOCIAL MEDIA CHANNELS SUCH AS FACEBOOK, LINKEDIN, AND YOUTUBE FOR THE LATEST NEWS, BLOGS, AND INSIGHTS. ALWAYS STAY CONNECTED WITH OUR COMMUNITY.

